

ABET LAMINATI

**CUBICLE**  
COLLECTION



## GENERAL INFORMATION

The Cubicle Collection is manufactured in the most modern and largest HPL factory in Europe and conforms to all the requirements of BS EN438:2005. The sheets offer a hardwearing, impact resistant and very attractive decorative surface.

Sheets are available ex stock in 0.8mm postforming grade (HGP), with HGS and HGF grades available to special order. Normal stock size is 3660x1610mm in Finish Six (a fine-grained texture offering a low glare surface and a limited resistance to finger marks). A sheet size of 4200x1610/1860mm is also available to special order.

A 12mm compact standard grade (CGS) is stocked with a black core with a CGF grade available to special order. Stock size is 3660x1610mm in a Finish Six texture.



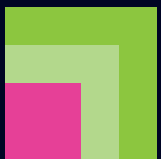
We strongly recommend that all ABET LAMINATI HPL products are stored, conditioned and fabricated in accordance with our own and BLFA guidelines.

## CLEANING AND MAINTENANCE

The Cubicle Collection will give years of excellent service provided a few simple rules are followed:

Light dirt or stains can be removed easily with warm water and mild detergent. Stubborn marks should be removed using a non-abrasive cream cleaner or mild domestic bleach. Harsh abrasives or scouring powders should be avoided. Grease marks can be removed with a proprietary paint and graffiti remover. Hair dyes, bleaches, caustic alkalis and strong mineral acids should be wiped off within a short period.


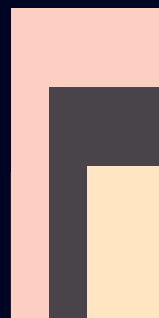


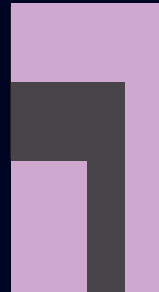
More detailed technical information brochures are available from our office and/or your local distributor.



## STYLISH AND PRACTICAL

ABET LAMINATI manufactures the world's most innovative laminates created by the best Italian and international designers. It is Europe's largest producer of HPL products. Our UK and Ireland office is based in London's Docklands and supplies over 1000 laminate designs in a variety of finishes, sheet sizes and thicknesses - arguably the most comprehensive collection available anywhere.

Our UK and Ireland network of technical sales representatives will provide advice on the use of laminates for every application: the conventional, the unusual, the high performance and the purely decorative. Whatever your project, we can help you to find the right laminate solution.



## HPL COLOUR OPTIONS

The Cubicle Collection is available in a selection of plain colours with complementary speckle effects and Legni finishes. The laminate has been specially selected for applications in areas of heavy usage or vandalism. Its decorative surface with an easy-to-clean texture is enhanced by the solid black core offered as a standard feature of this collection.

The sheet size of 3660x1610mm is available in 0.8mm post-forming and 12mm solid grade making it a durable, versatile and economic product resistant to vandalism, impact and water. The 12mm thickness

ensures that the laminate can be used in conjunction with the majority of available fittings and fixing systems.

The Cubicle Collection is particularly recommended for use in schools, leisure centres, swimming pools and high traffic public areas, such as airports, stations and places of entertainment. Other recommended uses include hospitals, laboratories and food preparation areas where wood cores and joints are unacceptable for health reasons.



1677 • Light Maple • Sei



1666 • American Beech • Sei



1637 • Marine Pear • Sei



312 • Wenge • Sei




1354 • Zebrano • Sei



635 • Olive • Sei



563 • Mid Grey Minimi • Mandarin



567 • Light Grey Minimi • Mandarin



431 • Red • Lucida 2

# HPL COLOUR OPTIONS


Colours are as near as possible within the printing process.  
Key: Ref code • Colour • Finish



410 • Ice White • Sei



421 • Black • Sei



406 • Spring White • Sei



236 • Spring White Speckle • Sei




813 • Beige Manhattan • Sei



9434 • Beige Manhattan Speckle • Sei




810 • Mini White • Sei



454 • Caribbean Green • Sei



444 • Sage Green • Sei



9951 • Green Speckle • Sei



839 • Green Water • Sei



460 • Green Grass • Sei



441 • Green Citron • Sei



860 • Yellow Piper • Sei



861 • Yellow Pop • Sei



823 • Tango Red • Sei



431 • Red • Sei



427 • Fuschia • Sei



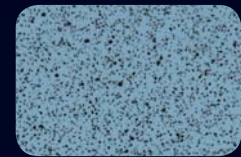
828 • Baby Pink • Sei



425 • Lilac Erica • Sei



801 • Blue Tempest • Sei




9949 • Blue Tempest Speckle • Sei




838 • Primary Blue • Sei



857 • Heavenly Blue • Sei



858 • Blue Lilac • Sei



9950 • Blue Lilac Speckle • Sei



859 • Blue Pottery • Sei



487 • Blue Dust • Sei



478 • Light Grey • Sei



9947 • Light Grey Speckle • Sei



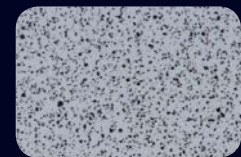
870 • Grey Cloud • Sei



879 • Graphite Grey • Sei



477 • Grey • Sei



9945 • Grey Speckle • Sei

## COLOUR COMPARISON AND LIGHT REFLECTIVE VALUES

Ref	Colour	LRV	Nearest NCS	Exact NCS
312	Wengè	8	--	--
406	Spring White	82	S0502-G50Y	0602-G83Y
410	Ice White	79	S1002-Y50R	I202-Y46R
421	Black	4	S8502-B	8402-R85B
425	Lilac Erica	48	S1030-R50B	I431-R52B
427	Fuschia	18	S2060-R20B	I959-R24B
431	Red	15	S2070-Y90R	2364-Y95R
441	Green Citron	61	S1030-G60Y	0933-G56Y
444	Sage Green	37	S3010-G	3112-G
454	Caribbean Green	64	S1020-G10Y	I116-G06Y
460	Green Grass	41	S1060-G30Y	I359-G34Y
477	Grey	36	S3005-R80B	2906-R95B
478	Light Grey	50	S2000-N	2101-Y05R
487	Blue Dust	65	S1010-B	0914-R96B
563	Mid Grey Minimi	--	--	--
567	Light Grey Minimi	--	--	--
635	Olive	--	--	--
801	Blue Tempest	34	S2030-R90B	2427-R89B

Ref	Colour	LRV	Nearest NCS	Exact NCS
810	Mini White	75	S0505-Y20R	0704-Y22R
813	Beige Manhattan	66	S1010-Y30R	I108-Y30R
823	Tango Red	17	S1080-Y90R	I077-Y86R
828	Baby Pink	68	S0520-Y80R	0416-Y81R
838	Primary Blue	15	S3050-R90B	3251-R90B
839	Green Water	30	S2050-G	2052-G06Y
857	Heavenly Blue	61	S0530-B10G	0725-B08G
858	Blue Lilac	48	S2020-R80B	I819-R81B
859	Blue Pottery	8	S4050-R80B	4544-R84B
860	Yellow Piper	46	S1070-Y10R	I171-Y14R
861	Yellow Pop	42	S1060-Y40R	0760-Y45R
870	Grey Cloud	26	S4005-R80B	4201-R85B
879	Graphite Grey	9	S7502-B	7302-R67B
I354	Zebrano	24	--	--
I637	Marine Pear	(15-) 22	--	--
I666	American Beech	39	--	--
I677	Light Maple	62	--	--



70 Roding Road, London Industrial Park, London E6 6LS  
 Telephone: +44 (0)20 7473 6910 Fax: +44 (0)20 7476 6935  
 Email: sales@abet.ltd.uk sales@abet.ie  
 www.abetuk.com www.abet.ie

(CC/02)