





## Colours

**Colours are key in design. Elegant white, warm Toffee Brown or mystical Cima. We have whatever colour you want - it's your choice.**

### Solids



### Granite, Sand, Pearl & Quartz




### Lucent

New



### Volcanics



LG

The basic HI-MACS® material is identical for every colour, although darker hues have a higher percentage of natural pigments, which need more careful care and attention. Colours indicated with a \* are more suitable for surfaces which are subject to less wear and tear and are therefore used more often for contrasts or inlay work.

There may be some slight variation in colour between the illustrated and actual colours due to printing techniques.